

4 hacks for growing red alder seedlings

Nabil Khadduri, nabil.khadduri@dnr.wa.gov

Nursery Scientist, WADNR Webster Forest Nursery


Washington Hardwoods Commission Annual Symposium

June 4, 2026

Veterans Memorial Museum, Chehalis, WA



1) Start with high germination, high vigor seed



Low
germ,
low
vigor



High
germ,
high
vigor


2) Color the seed with high contrast powder..




...that won't clog sowing equipment



Can you spot the non-treated seeds?



3) Inoculate with *Frankia* bacteria...



... apply through
backpack sprayer



Timing: after germination complete and first true leaves appear



4) Control height of alder in nursery




Tall seedlings are subject to nursery falldown



Apply plant growth regulator to balance trees



Day 0



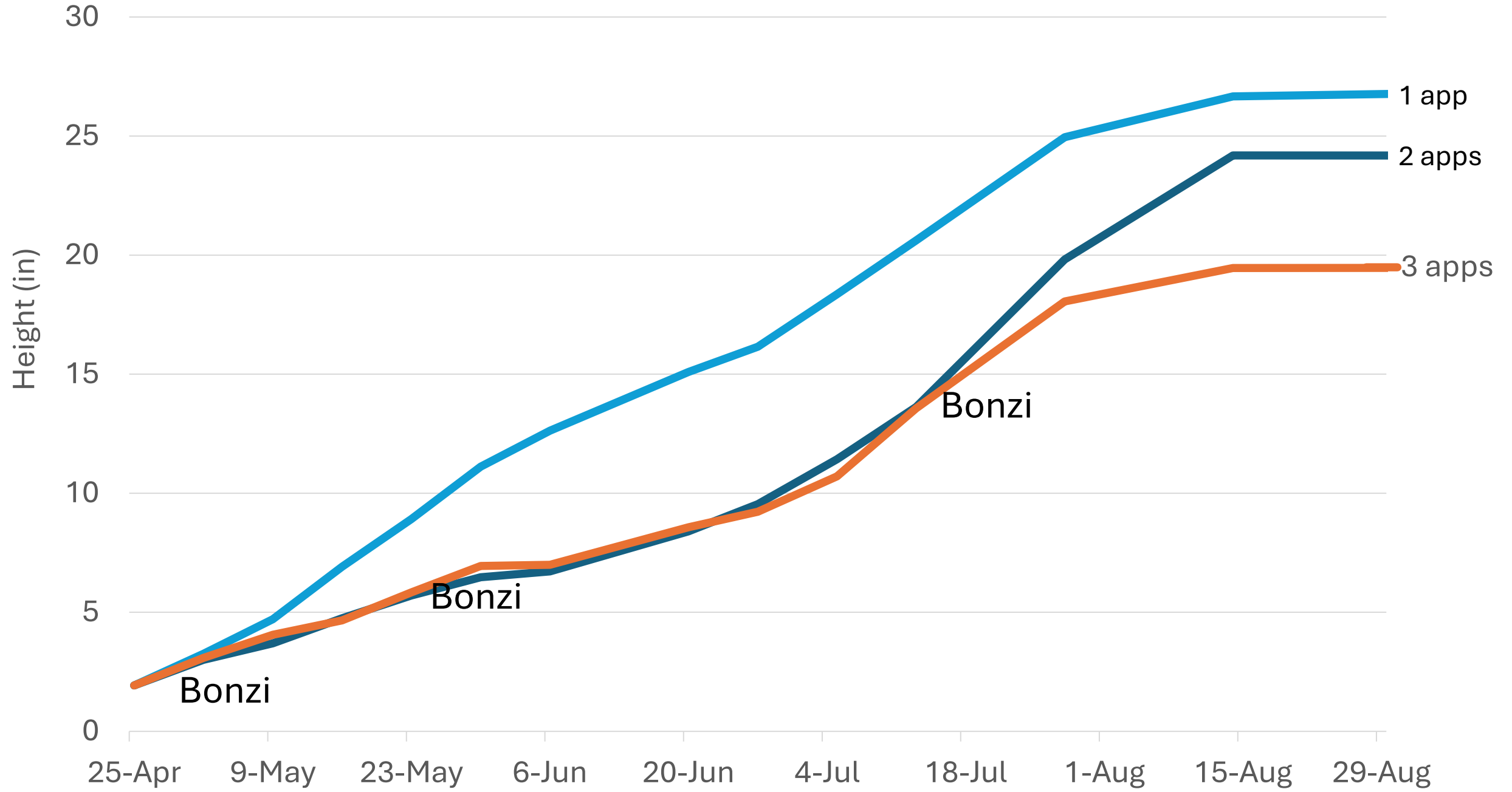
Day 14



Non-treated seedlings bending under irrigation




2017 Bonzi (25ppm) on Red Alder Styro-15s



Bracketing trial- we found an upper limit



Articles for more details,
nabil.khadduri@dnr.wa.gov



Using Plant Growth Regulators on Red Alder and Douglas-Fir Plugs

Nabil Khadduri

Nursery Scientist, Webster Forest Nursery, Washington Department of Natural Resources, Olympia, WA

Outplant Evaluation of Container Red Alder Grown with Bonzi® Plant Growth Regulator

Nabil Khadduri and Brian C. Morris

*Nursery Scientist, Webster Forest Nursery, Washington Department of Natural Resources, Olympia, WA;
Silviculture Scientist, Pacific Cascade Region, Washington Department of Natural Resources, Castle Rock, WA*