


Club Magazine



SPRING 2013

LUTON & DISTRICT MBC

A Club NOT Just For Boats

Editorial

Hi folks,

Christmas and the New Year festivities are but history, as March is upon us and the prospect of another great boating season beckons. For I am sure, all those boxed kits that were under your Christmas trees; are well on their way to being transformed into your latest pride and joy. Just one question, how have you disguised the receipt to reflect household expenditure?

I hope you liked the new layout of the mag, I ask, as I have not had much in the way of feed back, one way or the other? That apart, I wish to put on record, my thanks to Tony Dalton for the excellent job of formatting, printing and distribution of the mag. Also, my thanks to Bob Vaughan; for using some secret compressing software to shrink my somewhat large file, to one small enough to be downloaded and read by just about any screen device.

On the contributor front, I would like to thank my cub reporters and everybody else who took the time to put pen to paper, for there is no mag without you. I would like to think that, 2013 will encourage a few more members to contribute, along with our regular scribes.

The 'For Sale and Wanted Column' has its inaugural customers. I hope it gets further use, as our forum is well established on this front? I notice the forum has about fifty members, leaving about the same number not users. So if you have something to sell or you require, why don't you use both forms of advertising?

Tony Dalton has written a comprehensive article on the **History of Radio** and how it relates to our ultimate use at the lake side. We have decided to produce it as a four part bound supplement to our quarterly magazine. This will give you the opportunity to collect them and combine into a complete reference work.

Should other major works of interest come my way, I will consider another supplement print run. Do you have something of major interest that fits this bill, if so give me a ring?

Please note: that under Planned Events, the March and May events have been swapped over. They now read true to the page dates as printed.

Editor.

Stop Press

advice info attached from Hampshire Police regarding recent roadside scams. See <http://www.hampshire.police.uk/internet/news-and-appeals/2013/february/roadside-scams>

Basically there have been 65 reports in the last 5 months of drivers being flagged down on main roads e.g. M3, M27 and A303, by people claiming to be out of fuel and not having their wallets etc. They then offer to exchange 'gold' jewellery, watches etc for cash. Needless to say the items are worthless copies.

This scam could equally apply to your area, so watch out. Editor.



ROY DAVIES

I am sure you were extremely sad to hear of the passing of Roy Davies; a short while ago. Roy was a founder member, great friend and staunch supporter of our club, serving from its inception as our Safety Office; where he used his considerable knowledge and skill to great effect, Roy will be sorely missed.

Roy was a great builder of warships, his 5ft long HMS Belfast was a pleasure to watch, cutting through the water or executing a tight turn, he also had a working Type 17 U-Boat, which always looked menacing when hunting on our lake. Roy also had a number of other models

which graced our lake from time to time .

Roy served the Luton Borough Council as a Liberal Democrat Councillor; for the Wigmore Ward for the last twenty two years. Serving on over twenty committees in that time. His was currently serving as Vice Chair of the Bedfordshire Fire Authority. This clearly shows his long standing commitment to Luton town and its people.

Our condolences go out to his wife Jenny and family and I am sure, Roy will now be entered into our club book of Remembrance.

~~~ REST IN PEACE ROY ~~~

Ken Gould.

## GARY THRUSSELL

**It is with regret**, that we wish to inform the membership of the sudden death of Gary Thrussell, aged 57, on Saturday 26th January 2013.

**Gary** was one of our newer members; who joined with his friend Steve about two years ago. Like many of us, Gary started his model building with plastic kits and after meeting us; progressed to boat building. Both him and Steve regularly came and sailed with us at the Lake on Sunday mornings and also attended most monthly meetings.

**Gary** always joined in and had a friendly word for everyone he met. He will be sadly missed by all. Gary will also be entered into our club book of Remembrance.

~~~ REST IN PEACE GARY ~~~



Shorts or Sowester that is the question?

To state the obvious, the gods have supplied us with plenty of water this past year on which to sail our models, it could be argued, a little too much at times. At least, should Wardown Park Lake start to flood, it can be adjusted for height via the sluice gates? My local lake, Setley Pond has no such method of fine adjustment. The more it rains in that part of the New Forest, the greater the level at the pond. As can be seen from the photos, the car park last August was just about right for parking, now it is available for navigation right through to the flooded area at the rear. Car parking is still possible on the higher ground closer to the metalled road; hence, the hardier of us (them) still don wellies and push a boat out. Have you noticed, they have that certain look in the eye, you know the type.



Personally, the warmer weather now offers more in the way of comfortable boating, so I have become a confirmed fair weather boater and all that entails, so I look forward to the shorts option, no snide remarks please. If anybody has a reliable long range weather forecast, or has visited a sage lately, I would be interested in the results.



The latest problem to hit this area and the pond in particular, is mindless idiots tearing up the ground with 4x4's. often the vehicles are stolen for this very purpose. They also have scant regard for the four legged inhabitants who roam the forest, as all too many are killed each year by speeding drivers.

the four legged inhabitants who roam the forest, as all too many are killed each year by speeding drivers.



In spite of the prevailing conditions, the prospect of running a boat; or watching some of the superb models within the club being put through their paces in the not to distant future, is a thought worth looking forward to.

Ken Gould



Whilst reading through our Club Forum; which we should all do from time to time, I came across these wise words and I am indebted to **Peter Carman** the Website Forum Moderator for their reproduction here.



Some General and Humorous Tips on going to the lake.

- 1 Remember to bring a boat
- 2 remember to charge batteries for the boat, TX, Rx and the actual boat
- 3 remember to bring said batteries to the lake!
- 4 steam gives way to sail
- 5 two famous quote's "if it can go wrong, it will go wrong!" Always "be prepared"
- 6 George does not own the lake...feel free to ram him at your own peril...he will get you back!
- 7 Mike the Fireboat WILL hit the only branch in the lake and get stuck
- 8 Please remember to follow all safety procedures before venturing onto the lake. IE pegs for transmitters
- 9 Test all transmitter functions before putting the boat on the lake
- 10 If Graham the Club Secretary Sails, please inform the first aider on site.
- 11 Remember we deal with the general public every time we sail. Always be polite!
- 12 Please adhere to all the rules as laid down and agreed to by all members when they join.
- 13 Please do not chase the wild fowl on the lake, it tends to upset humans for some reason!
- 14 Always help the elder members of the club, for one day you will be joining their ranks!
- 15 Steam powered boats are put on a separate table for a reason. They use gas and fire!!
- 16 If you come from Milton Keynes, it is allowed to be late due to the nature of roundabout syndrome.
- 17 If you are an early arrival or one of the last to leave please help setting up and putting away.
- 18 You can always volunteer to help at any stage, no matter how old/young/disabled you are...it all helps!
- 19 If you are using someone else's boat, please respect that that. If the boat belongs to Klunk, then crash it!
- 20 Take as many pictures down the lakeside as possible; some could be used on this website!

Peter Carman.



MODELKRAFT 5th February 2012

A diary of a catastrophe with humour

Well, what started as a crap wintery weekend, carried on..... and on and on all week? There had been winter showers of freezing rain and sleet, then on Friday night..... snow. It snowed on Saturday morning, went slushy, froze, and then snowed again on Saturday night. I awoke on Sunday at 5am to a

crap overcast horrible grey sky; threatening to snow even more. Turn the radio on, police notice not to go out driving. That's not going to stop me, I drive 30,000 plus miles a year, so this is a doddle. Get out of bed and showered, scrap car of the ice and snow turn engine on to heat her up and go load boot. I'm also tasked with picking George Izzard and Tony Dalton up at about 7am. Car loaded and at 6-45am set off down Stockingstone road to collect my 2 elder peers. Main roads weren't too bad, but the side roads were atrocious, slush and black ice. First to George, he was ready and



waiting and complaining about the early time and cold weather, then to Tony's. Couple of small slides on the road but quite easy. A quick call to Tony Martin and I found out, he could not even get his car off the drive!!!! Jon Allen had phoned him to say the same! 2 Members down and we had not even got there yet!



As we were getting on the M1 we rang Dave and Tony (commonly referred to as the Milton Keynes Boyz). They were both going to turn up. We asked them to throw as many models as they had in the van to bulk our small supply in my car. George's son Allan was coming down from Rugby to help on the stand, George rang him just to make sure he was coming down to which he said he was.....RESULT!!!



On arriving at the venue, we were confronted with mayhem. No grit in the car park or walkways, no organisation outside and only a few members inside to organise there!! It did get better as it went alonghonest! We were shown our table.....2 x 6ft tables, not what we asked for!!!! As so many people were not attending, we swapped tables with another club as they only had 2 members turn up!! Now to dress the table.....and you guessed...Tony Martin had all that!!! GRRRRRRRRR.....At this point, Tony Dalton Disappeared. A quick phone call to the boyz from

Milton Keynes who had fortunately not left home yet, and Dave said he would bring the sheets from his bed.....the ones he had just crawled out of!!! I did hope he was joking !!!!! Then Tony Dalton turned up with one of the organisers, who had a big roll of table covering used at weddings!!! SAVIOUR!!!!

We put our tablecloth on the table and bought our models in, The MK boyz bought a few more in to bulk us out, Allan Izzard turned up from Rugby and filled some holes!!!! We had a table with models on for a show!!! YIPPEEE. We grabbed a hot drink then waited until 10am for the public! The numbers were considerably down; if you look at the pictures of the main hall, you can see that it is empty, of public and clubs! The weather was to blame I'm afraid. As usual I was roped into doing the judging again, but I cannot remember who helped me!!!! (Brain fuddle again!), but with very few models as a whole taking part, it did not take as long!!! There was not much to buy at the show, as a lot of the exhibitors just never arrived due to weather. It was a good show and I felt it drew clubs that were near to each other or closer to the venue, as we all had time to chat, due to lack of public. A good show but spoilt by the weather. At the time of writing this, I know that Modelkraft 2013 is definitely on with a new date. This is Sunday April 21st 2013. Hope to see you all there, after all it is a local show, so put it in your diary!



Pete Carman


An unwilling roving reporter, under duress and a threat of a bashing from the EDITOR!

*I love him really,
I was most impressed with the Star Trek head & Shoulders section.
Editor.*



Some Diary Dates in Detail

| | |
|---------------------------------------|--|
| <p>Thursday
March 14th</p> | <p>CLUB NIGHT 'THE HOOD'
A talk by Colin Vass and Tony Dalton including video footage of the ITV Channel 4 programme about the sinking of the hood.</p> |
| <p>Saturday
March 16th</p> | <p>WORKING PARTY Wardown Park
A working party is planned at the Lake from 10am until Noon.</p> |
| <p>Sunday
March 17th</p> | <p>THEMED SAILING DAY
This day will be one of our Themed Sailing days where the theme of the day will be Warships/Greys.</p> |
| <p>Thursday
April 11th</p> | <p>CLUB NIGHT 'Ropecraft'
Jeff Wyatt from Wydon Crafts, will be giving a talk on Ropes, Rigging, and the making of Fenders for model boats.</p> |
| <p>Thursday
April 18th</p> | <p>EVENING SAIL
The first Evening Sail of the year is planned at the lake in Wardown Park, starting at about 6.30pm until 9.30pm. Parking is allowed in the park for this event</p> |
| <p>Sunday
April 21st</p> | <p>MODELKRAFT 2013 (Milton Keynes)
Modelkraft 2013 will be held at Stantonbury Leisure Centre (MK14 6BN) on the 21st April 2013 . We have 2x6ft of double depth table for our stand. Set up from 8am. The Stewards will show you where to park. The show runs from 10am until 4pm. Entry fees to be advised If you wish to exhibit, get there early as car parking fills up quickly.
If you have any questions,
Contact: Tony Martin 01582 507337</p> |

| | |
|---|---|
|  | <p>MODEL BOAT MAYHEM at WICKSTEAD PARK
MAY 25th—MAY 26th (Bank holiday weekend)
Venue: Wickstead Park, Barton Road, Kettering, Northants, NN15 6NJ .</p> <p>Camping and club stand as normal, see Pete Carman for details.</p> |
|---|---|

Venues and dates for 2013 are correct at the time of going to press.

For further details on the IPMS events see Tony Martin

Club Nights

Jan 10 New Venue See fire station
Feb 14 How to use website & forum
Mar 14 The HOOD by Colin Vass & Tony Dalton
April 11 Knot man on fenders
May 9 Photograph your models
June 13 Glues / Hand painting
July 11 Night Sail
Aug 8 Video & Show & tell
Sept 12 AGM
Oct 10 Inter Club Competition
Nov 14 Spare
Dec 12 Christmas Party

Themed Sailing

March 17 Warships/Greys
May 12 Tugs
July 14 Working Boats
Sept 15 Steam & Sail Boats

Night Sails

April 18
June 20
July 11
Sept 19

Open Days & Shows

Jan 18/20 Alexandra Palace
April 21 IPMS Milton Keynes
May 19 Stevenage Scale fun Day
May 19 IPMS Hendon Museum
May 25/26 Wicksteed Park Mayhem
June 16 Stevenage Family Fun Day
Jun 1/2 Alfold Show
July 14 Luton Open & Themed Day
July 28 Stevenage Life Boat Day
Sept 1 Black Park Open Day
TBA Welwyn Garden Open Day
Sept 29/30 St Albans Show
Nov 8,9,10 Warwick Show

Lakeside Working Parties

March 16
May 11
July 13
Sept 14
All start at 10am

My thanks to Tony Dalton. Editor.



Stevenage Model Boat Club Lifeboat Day July 2012.

A poor weather forecast did not deter the turn out of either exhibitors or visitors. Indeed, Roland from Stevenage Boat Club (SBC) was concerned that, following many phone calls from model owners, there would not be enough accommodation for everyone. The public, young, old and even the fair sex, poured into the enclosure. For them to look and admire were over 25 model lifeboats, rescue boats and fire tenders, their owners travelling from Kent, Leicestershire and many places in between. The PA system kept everyone informed as to what it was all about.



“How come there are so many life boats here, John?”
– Kay’s senior moment of the day!



There was a new harbour in the water. A member of the SBC had seen the Luton dock at our anniversary bash and had asked for the construction details. It was its first outing and not yet finished but then, as with ours, improvements and additions can keep us occupied for years!

The sky darkened and we all made a dash for the refreshments, but there was a problem, the Martin family had gone walk about. We looked at Kay (our saviour last time), she looked at us but before a decision was made, our President put on the apron! Well now, was Dave A thirsty, or was he trying to impress his new lady, Maria over from Malta. The first cuppa, from the thermos, was on the cool side (not that we were complaining... much). I suggested that the contents were put back into the kettle for a re-heat.



After some experimentation and cry’s of “don’t tell me, I know how”, Mr A. found the secret of the thermos and we were able to have hot drinks. There was always plenty of activity on the water, including a demonstration of their fast electric boats. By mid afternoon, thunder was to be heard. The park emptied and our hosts decided to strike camp before we all got wet, which was achieved, just in the nick of time.



MOUNT FLEET MODELS

As of the 4th February 2013, the company has closed due to an extensive fire at their premises, they will advise when ready to reopen.

We have an urgent request to our customers: If you have any

UNOPENED or UNCONSTRUCTED KITS

you would be willing to lend to Mount Fleet Models we would be most grateful, as this will help us to re-tool and get back up and running as soon as possible.

Many thanks for your continued support, the Mount Fleet Team.



Last Sunday the 2nd December, there were about 10 of us down the lake, no sailing cos it was too cold. Terry and Tony turned up, so we set a table up by the hut for tea...just to be civilised. Well, after a lot of chinwagging about Jill and Lynn and a general catch up, a doggie came up to Tony from M.K. As he had his back to the doggie, so it cocked its leg and peed up it!!!! I pulled him away, just as the dog started....but for 5 minutes, no one could talk; due to us all crying with laughter!!!

Pete Carman.

Editor: It is times like that; you get to know who your friends really are.

☞ For Sale and Wanted ☞



NEW BRIGHT Radio Controlled Speed Boat (40MHz)
Comes complete with Batteries, Charger and instructions. **£10 ono.**

The boat belongs to Paul Murchison, being sold by Tony Dalton on behalf of Paul Murchison.
Contact Tony Dalton on 01582 598661



HUNTSMAN 31 PRECEDENT KIT

46" LONG FIBREGLASS HULL WITH PLYWOOD SUPER STRUCTURE. THE KIT IS COMPLETE AND UNSTARTED ... **£115.00**

(COST TODAY NEW FROM AMC DIRECT IN GREAT YARMOUTH £146 - 00)
PHONE 01442 236349 (JOHN)



" UGIEVALE " HERRING FISHING BOAT
FIBREGLASS HULL (47" LONG)
HULL AND PLAN BY BILL WOOD
£45.00 ... PHONE 01442 236349 (JOHN)

**This space has been reserved for your advert
Just send me the pic and details**



Alexandra Palace Exhibition 2013

It is amazes me, just how quickly this popular show comes around and of course, another new year. Although I did not attend last year, thereby making it two years; since I trod that track around the display stand. Attending for the Sunday, gave me the chance to reacquaint myself with the many boating friends, I have not seen for some time. I also hope to have a word with those who send me naughty e-mails from time to time, but that's a side issue. So donning the club shirt and fleece, I made my way up the snow covered motorways to the venue. Graham had kindly acquired a pass for me, so I could get in before it opened to the general public. Standing by our display, I felt one of the group again. In my view, our display this year was by far the best of the boat stands. The mixture of types; coupled with top quality building and finishing plus the arrangement of exhibits raised it way above the rest. Those who decide which club wins the stand trophy, have got it wrong, yet again.

The first exhibit that caught my eye, was **Tom Chapman's** 1/24th scale model of Vauxhall's; car component chrome plating process, an area in which he has enormous knowledge and experience. Tom also had on the table, a 1/24th HMS Osprey and a back launch Torpedo Boat.

Tony Dalton had a good mix of models on show, his 1/24th scale Police Launch 'Telectra' had the superstructure raised so you could see the inner workings, on the other scale hand, his Battleship Bismarck was at 1/700th scale. There was two versions of the Puma Helicopter. Eric Bristow's, red and white liveried North Sea Oil Rig Services and one from Operation Desert Storm in camouflage colours. Tony's superb 1/72nd Supermarine Walrus MK II has the smallest working navigation lights I have seen. To finish, a Challenger MK II main battle tank in desert cam.

John Weedon had three colourful LEGO exhibits, a Galleon under full sail, tractor & tipping trailer and a wheeled mining truck. Hope you hand the bricks back to Greg.



Lyn Martin had two Metcalfe Models card buildings on display, one depicting an 'oo' gauge corner shop and a 'n' gauge commercial brewery and storage premises.

Graham Rumble had just finished one of the NASA Shuttle on the launch pad and **Georgia** a modern warship DS430. Father and daughter also had between them, the 1/24th scale 'Cellia' and 'Majestic' Fishing boats.

Tony Martin's military plastics were out in force. On parade a 1/35th Recon jeep & trailer and a Humvee & 105 Howitzer, plus four 1/72nd





scale aircraft, a carrier borne F8 Crusader, CH3 Golly Green Giant, Curtis Hawk 81-A-2 and a Huey Cobra helicopter. There was an excellent 1/32nd scale model on turntable of a Lysander aircraft in disruptive pattern colours by **Colin Vass** and of course, as a centre piece, his Gold Medal winning 8' long WWII battleship HMS Warspite; also in camouflage colours. There were three other smaller exhibits, HMS Hood circa 1920, LCT-2 Littoral and the 1/35th French

tug 'Liz Caux'.

There was a lot of interest in **Bob Vaughan's** three boats, the 1/32nd scale 'Mary Ann' Fishing Boat, 1/43rd 'Bruma' Open Cruiser Yacht and his latest boat the 1/32nd



'Nordkap'. All kit built using wood for hull and superstructure. He tells me 'Nordkap' has yet to get a proper wetting. There were also two pieces of planked decking to view, showing Bob's actual caulking techniques. Bob also told me, he was doing research for a Fyffe's banana boat?



Dave Abbott had three boats on display, a 1/12th scale Watercat M12-U619 and motor torpedo boats, M.T.B. 74 and M.T.B. 77.



Pete Carman had his nicely finished and iconic 1/24th scale Steam powered Tid Tug on display and **Chris Jackson** had an eclectic mix of working steam models, his Steam Launch 'Willow' has the boiler and engine fully exposed as are the working parts on the Traction Engine. As I cannot get all the pics adjacent to



their text, there is a block of pics to help balance the article.

I concluding my report, I would like to thank members for looking after me and giving me a great day out. I was also reassured by the four young professional security guards hired by the club (on tea break). In having a last look around the show,



one cannot but admire the stained glass rose window framing the exhibition, with that I left for home. By the time I reached the M3; the snow had all but gone, reaching home an hour and a half later.

Ken Gould.



Four security uniforms to follow



Club Clothing

The Club has a selection of clothing available to members; which allow them to present a uniform image on Sailing Days at the Lakeside, at Open Days and at Exhibitions when attending the Club Stand.

All the items of clothing are in various shades of blue, a colour the Club have adopted as suitable for all occasions. They come complete with embroidered Club Badge, and are available in most sizes.

Any member wishing to order any item of Club Clothing should contact Chris Jackson who is responsible for the ordering and supply.
Chris can be contacted most Sundays at the Lake and generally attends most Club Meetings.

In case of difficulty Chris can be contacted by telephone on 01462 768715.

Revised Price List Nov 2011

| Style | Price ea. |
|-------------------------|-----------|
| Polo Shirt | £ 14.00 |
| Short Sleeved Shirt | £ 24.50 |
| Long Sleeved Shirt | £ 25.50 |
| Rugby Style Shirt | £ 23.50 |
| Sweat Shirt (Crew Neck) | £ 19.50 |
| Sweat Shirt (V Neck) | £ 20.50 |
| Fleece | £ 24.00 |
| Body Warmer | £ 27.50 |
| Beanie Hat (with badge) | £ 4.50 |

What's Going On???

As I was looking through some club pics, I came across this one. My question is: **“what's going on”**

could it be a problem of, in which direction do we paddle to get home. As both appear to be paddling in opposite directions, did they reach France or England?

Answers on a postcard.

PS. If you have a pic worthy of this space, do send to me as a e-mail attachment.



INTERESTING PICTURES WITH SUGGESTED CAPTIONS?



Pete (AKA Clunk) in deep thought modelling Shaun the Sheep?

Tony Dalton also had the same idea whilst looking through his old pics. His take on things are:

Pete has looked sheepish on many occasions, now he will have something woolly to tuck under his arm whilst doing it.



FOR SALE only £3-00 what a lot you get for your money

Surely our hard working Secretary is worth much more than £3.00. I would start the bidding at £25.00 and increase to a four figure sum by the time of the AGM.

Do you have any more pics that would grace this space?



A Scratch Built Fire Boat “SKWERT”

Having said that I would pen this build storey around January 2012, I have finally got around to it! In the Model Boat Magazine of October 2011 there was a free plan feature of a semi-scale Fire Boat by Glynn Guest (MM2065). It looked a bit quirky and as it said in the article it made use of all the transmitter channels (In the author’s case there were six).

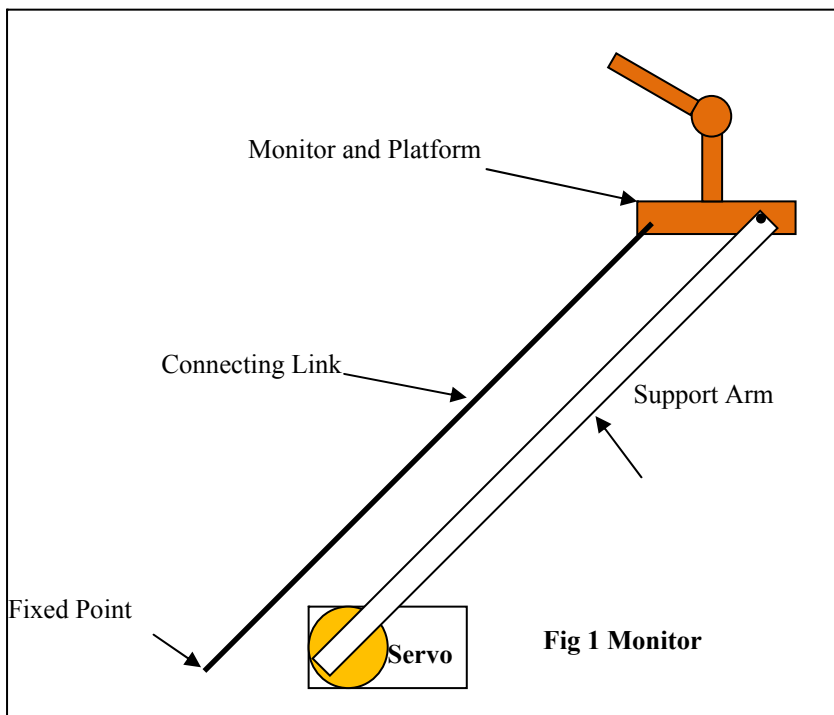
HULL CONSTRUCTION

The basic hull was made up with 4” wide X ½” soft wood joined down the keel line to give an 8” beam, as were the three bulkheads. The sides were fitted only after the installation of the two motors and shafts (There are no rudders on this model – I will explain later); these had to be fitted at this stage of the build as the deck is structural and has the hull sides glued and pinned to it which greatly reduced the access. The sides themselves are of 1/8” plywood and were very difficult to bend at the bow end. The bow and stern were constructed using balsa wood and shaped to profile after fitting. The bulwarks are made from thin plywood after making up thin card templates to get the desired inward tilt or lean correct.

SUPERSTRUCTURE

All work above deck level was constructed using foam board courtesy of Peter Carmen (Clunk) and stuck together using cyano! That is all bar the wheel house which was constructed using thin balsa; all was then painted using Wilkinson spray cans and brush applied Humbrol.

The elevating monitor platform on the rear deck house structure was a bit tricky, although described in MBM as articulated, and a bit of experimentation was required



to keep the platform horizontal throughout the full range of travel of the lift. This is operated by using a high torque servo and works on the principle of a parallelogram with a fixed point at the lower servo end to which the linkage is also fixed see **Fig 1.**

ELECTRICS

(The Electricker Bit)

The motors (S40’s) were as usual run from a six volt lead acid battery with an Action P94 Electronic Speed Controller and Mixer combination, this is required as steering is

accomplished by using the two propellers there being no rudders. As mentioned earlier I wished to add as many bells and whistles to the vessel as possible to use up my five available transmitter channels to which end I enlisted the assistance of Tony Dalton (The Electricker Man). Tony made me a twin electronic switch that enabled me to control the water pump and the horn by radio control, thus the transmitter would now control the auxiliary operations. The RH Stick (Two Channels) controls the Throttle/Mixer combination giving overall control of the two motors. The LH Stick (One Channel) raises and Lowers the Monitor Platform. The other channel of the LH stick operated the Water Pump this having a water pickup under the hull. The fifth channel (switched) controlled the siren. These two functions are served by a separate AA battery pack providing 12 volts. The lights of which there are 12 (for which I will take credit for the wiring) are run from a 9 volt PP3 dry battery. The following photos 1 to 5 show the vessel both inside and out including one with the monitor platform in the raised position.



1 Skwert showing the Siren, ESC/Mixer and the Radio Receiver



2 Skwert showing the Pump and Dual Electronic Switch



3 Skwert from the Bow



4 Skwert from the Stern



5 Skwert with Monitor Raised

Chris Jackson



A Flying Visit to Shuttleworth

To my delight a friend offered to take me to 'The Shuttleworth Collection' at Old Walden on one of their flying days. We departed on a slightly overcast Sunday morning and took the country route through the lanes via, Pegsdon, Shillington, Shefford and Ireland to the Shuttleworth Airfield in Old Warden. Although we arrived just after 9am, a considerable number of visitors were already there, having taken some of the front line viewing places.

We parked our vehicle just in front of one of the hangars, and my colleague who is a member of the SVCS went off to help out on their stand, leaving me to my own devices wandering around and viewing the aircraft and vehicles. Although a large number of the aircraft were already out on the airfield, I decided to wander through the hangars to see what was still available to view at close range.

Besides aircraft there are also vintage motor cycles, cars, tractors and a steam roller with lots of steam and clouds of black smoke which added some atmosphere to the event.

One hanger has a range of plastic aircraft models all built to a reasonably high standard, these being housed in glass wall cabinets. There is also an assortment of aircraft engines and other mechanical bits and pieces, including some old uniforms. A number of stalls were also there, the one catching my attention was the Tent with a considerable number of plastic kits, mainly aircraft but there were other items of interest including military vehicles.

Wondering out the back and into the workshops I found a part assembled spitfire in the process of restoration, I was told it would take a number of years to complete. Although I had taken my own food together with a flask of coffee, there is a Cafe/ Restaurant available which of course I also visited during the afternoon for a chocolate muffin and additional refreshment (as you do).

There was a drive by procession of old vehicles during the day in which a number of the drivers and passengers were appropriately dressed in either military uniform or clothes of the 40's. I found the day out to be very enjoyable, during which time I took a number of photographs which are attached, some of these I have appended descriptions, the other are just to give you, the reader, an appreciation of the size of the Shuttleworth collection.

If you ever get an opportunity to visit Shuttleworth on a flying day it is well worth making the effort (subject to the weather of course).

Tony Dalton





I hope you liked Tony's photographs of these beautifully restored vehicles and aeroplanes.

Especially as our Club Moto is — not just FOR boats —

Editor.