

Club Magazine



SUMMER EDITION 2019

Luton & District MBC

.... a club NOT just for boats

CONTENTS

<u>Article</u>	<u>Page</u>
Editorial	3
From our Secretary	3
Team building-An exercise in futility	4
Easter Sunday Sail 2019	6
IPMS Milton Keynes 2019	12
Brambleton Model Railway	44
Hemel Hempstead Club Up-Date	50
Hemel Hempstead MBC Meeting	51
Stevenage Life Boat Day	53

EDITORIAL

Trust you are all enjoying the spring weather and have been down to Wardown Lake every weekend, with a boat. Having said that, we do appear to have acquired some new members and there is certainly a lot more people sailing boats at our weekly Sunday meetings, perhaps it's the Bacon Roll Sundays that are attracting support, or the Chef? Don't forget that the regular monthly meetings are now down at the Lakeside (Second Monday of every month). Check the 'CLUB ACTIVITIES' section on the web-site to be certain exactly where we are meeting and to ensure that you do not miss out on any other Club activities.

In this edition we have a report on a challenge set by our Secretary to members who attended the April evening meeting. A short report regarding IPMS Milton Keynes accompanied with a lot of photographs. A report on the new meeting at Brambleton Model Railway Club in Harpenden which includes many photos.

Trust you will enjoy the contents of this magazine produced by myself and others for your information and enjoyment. Why not make an effort and produce a report of your own, about somewhere you have visited or a model you have made or are making. All contributions gratefully received.

AGM 2019

DO NOT FORGET THAT THE CLUB AGM IS TO BE HELD AT THE BUSHMEAD HALL ON MONDAY 9th SEPTEMBER. Please make an effort to take part in the Club organisation for the next twelve months.

Please forward any nominations for Club Committee positions to Terry Martin, no later than Monday August 12th 2019.

Happy Reading ED.

FROM OUR SECRETARY

Cold Weather and Easter

Well it started off cold, but the April bacon roll Sunday was a nice warm day, and well attended. Much bacon was eaten! We had over 20 participants on the day, and Nixon was doing really well with his fast yellow boat.....until we were packing up and he flipped it! Several boats were out on the water, and it was great to see that. Over the previous few weeks I had spent much of my time sorting out a new members yacht, which from week to week lurched from one problem to the next. Poor Ken! First his drum winch suffered black lead rot, thanks to Tony D for replacing the servo lead, next the same servo failed on the gearing, and then the pot leads were replaced. We had to substitute new batteries, and then a complete radio failure, all in different weeks. All we have to do now is change over the drum servo for his repaired one and he is finished. While all this was going on we had several new members join, most of who were dealt with by Mike S.

Easter Sunday turned out to be a fantastic sunny day. I turned up at the hut at 8am, as I wanted to dry run the racking that will be fitted in the next few weeks, weather permitting. That all worked out fine, after some jiggery pokery, it was all put back neat and tidy. As mentioned, the day was fantastic, 1 new member joined that day, and I counted over 27 people down the lake, with 15 boats on the water at one time, yes I counted them! I mingled meeting the new members in between toasting hot X buns for all. It was almost a shame to pack up and go home! Was great to see so many boats on the water, and of different varieties! Steam through scale to fast electrics!

RULES - A REMINDER

1. Just a few reminders, please remove cars back to the car park after dropping off boats. We are allowed a maximum of 4 cars all of whom must hold a blue badge to stay in the park.
2. Night Sails, we can park on the grass on night sails, at the discretion of the club secretary if the grass is wet. We also cannot park past the bridge; there is a set line to go to.
3. Fast electrics, these can be sailed in the Gondola pond or past the big trees towards the bridge, or all the lake if no others are on the water.
4. Watch out for nesting birds and their young, do not chase them or steer too close.
5. Steps leading to the lake MUST be kept clear at all times for access, Please DO NOT sit or stand on them.
6. It has become custom to Mock the Secretary, please feel free to carry on!
7. Magazine articles are always required.
8. Please remember to use hazard lights and drive at 5mph in the park

TEAM BUILDING- AN EXERCISE IN FUTILITY

Well, our last night at Bushmead and I had decided to do another team building exercise. Basic idea, out of the equipment provided, build a freestanding tower using all the bits at least once. After the last team building a year ago, build a bridge so a 1/48 scale tank could drive across, made out of spaghetti and superglue, I decided that it was not wise to let Jim Steinhouse loose with superglue again! So sellotape was substituted.

The bag of goodies supplied was, high density foam, BBQ sticks, spaghetti, sellotape, garden twine and cotton. So the fun ensued.

There were 2 teams, and building commenced. They had learnt from last time and kept it simple, no over engineering. Ian Spencer didn't want to do the task as he had bought a motor, esc and new radio and needed some help setting it up. I took that job on while also overseeing the 2 teams.

I could hear much talking from both teams, and they both came up quickly with similar designs, using foam joiners and BBQ sticks to get good strong joints and height quickly,

use of triangles was good to make strong sections that could be joined together, one team even had a façade round their building! I will let the pictures do the talking.....



The Building - Design and Development Phase



The Completed Buildings

Ian's ESC was giving me problems! I had set and tested the radio, which was fine, but could not get the ESC into reverse. Several peeps who I will not name also failed to get it sorted, and it eventually fell I believe to Mike Dowsett to sort it out. At the end of it all, Ian was happy that it was all working, so we might see him down the lake one day with a boat!!



Electronic Speed Controller - Training Session

EASTER SUNDAY SAIL 2019

For Easter this year we had good weather for the whole weekend which is most unusual as it normally manages to rain at least one of the four days, if not all. I wandered down to the lake about mid-morning on Sunday to find a good number of people there most with a boat or two, including myself.



Photo 1 A group of navigators can be seen seated at the lake side enjoying the sun and a chat whilst controlling their vessels which are shown in **Photo 2** below.





Photo 3 Joe Weijman's Vessel is shown complete with an aircraft suspended from the crane.



Photo 4 Dave Seath's Life Boat is towing his Dredger/Barge



Photo 5 A nice model of a small freighter, shown transporting two tractors.



Photo 6 Another good example of a Flower Class Corvette steaming along.



Photo 7 A Harbour Defence Launch ML1384 owned by Derek Thompson. These vessels were used on many Commando raids during WWII.



Photo 8 The 'Editors' boat which I brought along mainly to get some 'on the water' photos for an article I have written for the Model Boat Magazine. The model is of an all-aluminium Work Boat/Landing Craft made by MS BOAT and yes I did sail it and obtained the required photos.



Photo 9



Photo 10

Photo's 9 and 10 show's Bob Vaughan getting all steamed up, preparing his nice shiny steam launch.



Photo 11 above is proof that most of the boats were on the water which drew the attention of many members of the public during their Sunday morning stroll around the park.

Finally **Photo 12** is a photo of potential junior members being trained by daddy (Robert Seath) perhaps I can persuade one of them to become the Magazine Editor sometime in the future??? Dream on Ed.



IPMS MILTON KEYNES 2019

This year the event was held at a new venue, the Marshall Arena, which is adjacent to the MK Dons Football Ground in Milton Keynes thus the first thing to do was to find out how to get there. This proved to be reasonably easy, straight up the A5 and when you get to the dual carriageway take the first exit. I had made arrangements to pick up Derek Thompson at about 8am on the Sunday morning and having done that including collecting his model aircraft, we proceeded to the venue which took us about half an hour arriving at the back door of the Marshall Arena at about 8.30am. We then proceeded to the rear entrance bumping into Tony Martin who informed us that we were required to go to the front entrance and get our passes otherwise we would not be allowed into the Exhibition.

Having obtained our passes we entered the main hall and located our display area, meeting Pete Carmen and Terry Martin who had already set-up the display tables and were now awaiting our models. We therefore proceeded back to the car to collect the models with Pete Carmen in tow to lend a hand with transportation.

With the models unpacked and the display set up it was time for refreshments, taking pity on us old timers Pete bought us all cup of tea.



Club Exhibition Stand with some of the Club members

This new venue is much better than the previous place mainly because most of the exhibitors and traders are on one floor. Having said that, I should mention there are two additional small mezzanine type floors with more exhibitors including an area set aside for the judging of the models being entered into the various competitions.

Having set everything up and enjoyed some refreshments Derek and I decided to have a walk around the exhibition not only to admire some of the excellent models on display but also to take some photographs for the magazine report which you are now reading. All the photographs are annotated with the exhibitor club, and in some cases additional comments on the models shown.



Milton Keynes Scale Model Club (Nice Skeletal Horse)



TK Modellers



UK Card Model Group (Yes the Large Boat is made from Card)



Suffolk MAFVA



IPMS Cleveland



Panavia Tornado - Special Interest Group



TURKISH DELIGHT - Special Interest Group



JAPANESE Aviation - Special Interest Group



Models for Heroes



Modern British Armour - Special Interest Group



IPMS Rutland



Army Air Corps



IPMS (UK) Luftwaffe - Special Interest Group



What-if – Special Interest Group



IPMS Avon



Asian Air Arms – Special Interest Group



Asian Air Arms – Special Interest Group



MAFVA Cambridge Branch



IPMS Rivenhall



IPMS – Locate and Cement



Miniature Armoured Fighting Vehicles Association



IPMS Salisbury



Newark Model Club



IPMS Farnborough




Mildenhall Scale Model Club



IPSWITCH IPMS



IPMS Gloucester



IPMS Chelmsford



New City Scale Model Club



Newbury Scale Model Club



Bedford & District Model Club



IPMS Barnet Model Club



The Yorkshire Black Sheep Modellers



US Navy Aircraft - Special Interest Group



Speciale Interessamento Gruppo Italia



Cold War - Special Interest Group



Fenland and Spalding



The Great War – Special Interest Group



South Atlantic - Special Interest Group



Airfix Modelling – Special Interest Group



Gulf War – Special Interest Group



French Airforces - Special Interest Group




Two rather nice Porsche cars on display in the centre of the main hall, pity they were not in the raffle!



R2D2 was one of the main attractions especially for the children

That completes the tour of the main hall on the ground floor. There were also many commercial stands selling model kits and tools, these were positioned around the perimeter of the hall. After another cup of tea we ventured up to the mezzanines on the first and second floors, more pictures follow.





Southampton IPMS



Brampton Scale Model Club IPMS



IPMS Chiltern incorporating Bedfordshire MAFVA



N.O.R.C.S (No Old Rivet Counters Society)
Not quite sure if the KENKO cup is part of the Display?



Sub Warfare SIG - IPMS



Letchworth Scale Model Club



**AGELESS & NOSTALGIC
VINTAGE MODELS**

Ageless & Nostalgic Vintage Models



Mid Sussex IPMS



Wirral IPMS Scale Model Club



North London Model Making Society



Wisbech IPMS



West Middlesex Scale Model Club – Car is being serviced by the 'A' Team



North Essex Modellers Club Colchester



Sprues-R-Us



Pool of London pre-war
 Completely scratch built except where noted. Photoshopped from various sources. Buildings and quays represent Adelaide House and warehouses just downstream of London Bridge. The crowded scene was inspired by a period postcard. Vessels depicted were active in this area from about 1910. *Cosmo Yewtree* from Firewaterline resin craftsman kit. *Cosmo Despatch* from Firewaterline craftsman kit. Swan lighters are resin castings from a master made by myself. All other vessels scratch built from styrene. They are: Port Health Authority launch *Howard Deighton* at crane postson. Customs launch *Lyra* at Fresh Wharf postson. Paddle steamer *Queen of Thames* departs with trippers from Fresh Wharf. Freighter *Getavale* discharges cargo into lighters. Lightering tug *Silvermark* manoeuvres lighters into place. Thames sailing barge *Beatrice Maad* alongside *Getavale*. Lightering tug *Levra* tows a raft of lighters upstream.



Waterline Ship Models



IPMS Swindon



Wolverhampton Model Club



West Norfolk IPMS Scale Model Club



West Suffolk IPMS



West Kent Scale Model Club



Finally, the picture below is a Gem. Terry sorting through his loose change to see if he has enough money to buy some chips from Derek Ha, Ha, Ha.



Do hope you have enjoyed looking through the photographs of the models at the exhibition. Why not come along next year and see them for yourself in real life and at the same time support our Club.

BRAMBLETON MODEL RAILWAY OPEN DAY MAY 2019

This is a new event that has been added to the Club Calendar and there will be a second meeting on September 7th and we have been promised the use of a small boating pool at the next 'open day' meeting.

The open air, model railway site is located in Ambrose Lane Harpenden, adjacent to the Highfield Oval which was 'The National Children's Home Site' and is now the home of 'Youth with a Mission'.

We were instructed by the Club Secretary (Pete Carmen) to arrive at the site by 12 noon, thus I collected Derek Thompson around 11.30 and proceeded to Harpenden, where Derek and I went to school together. On arriving we spotted Pete Carmen with an armful of bits and asked what we could do, the answer to this question cannot be put into print, so suffice to say he told me where to park and said he would return to help the two oldies with their models and chairs which he duly did.

The entrance to the site is a steep slope down the side of the old railway cutting and having descended to the bottom there is an equally long winding slope upwards in order to get to the model railway site. Having now arrived at the top and placed our models on the tables provided, we sat down in the seats we had brought along, completely exhausted and revived ourselves with a very welcome cup of tea.

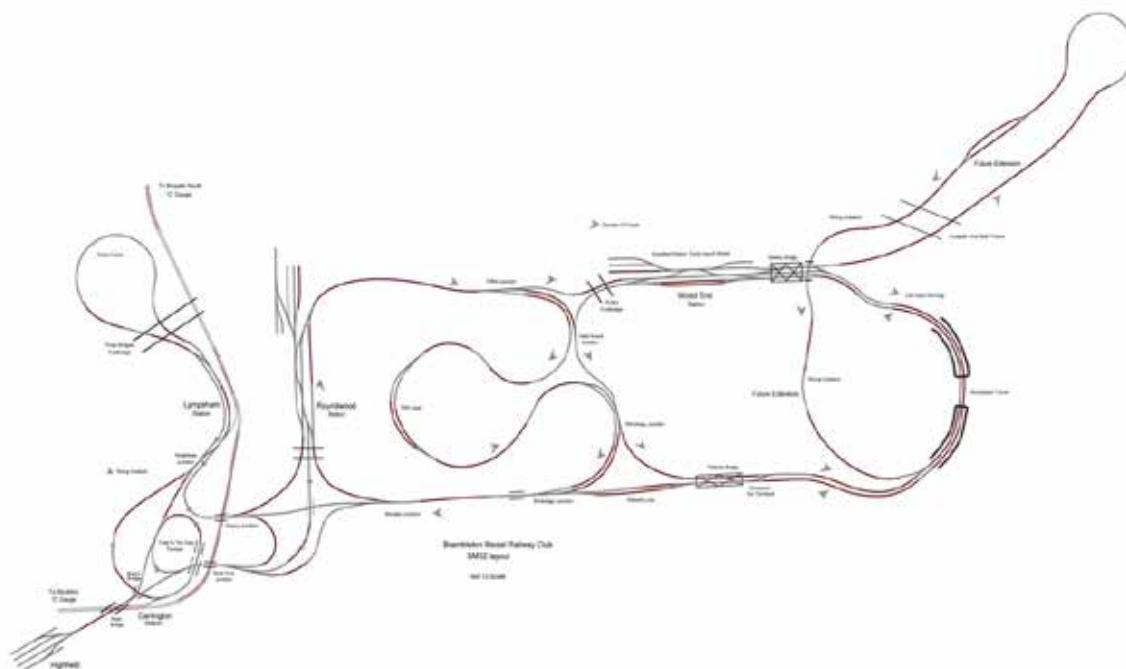


Photo 1

Once revived I decided to take a walk around the site in order to take photographs of the railway layout and other exhibits. There appears to be two distinctive layouts, one which is 'O' gauge, for battery powered trains and another SM32 (32mm) running live steam locomotives all of which are radio controlled. A plan of the Railway Layout, copied from the Brambleton Club Web-Site is shown in **Photo 1**. (www.brambleton.org.uk)

We were situated next to the Refreshments Tent **Photo 2** and our display set-up is shown in **Photos 4, 5, 6 and 7**. Another plus was the Tea and Coffee Tent was next to us and refreshments were supplied free to all exhibiting members.

Pete Carmen was in charge, playing the fool as usual, sorry he does not PLAY the fool, he is a professional - as you can see in **Photo 3**



Photo 2



Photo 3



Photo 4



Photo 5



Photo 6



Photo 7

Next to us a few metres away was The St. Albans Model Engineering Society with a static display of Live Steam and Hot Air Engines as shown in **Photos 8 to 15**.



Photo 8



Photo 9




Photo 10



Photo 11



Photo 12



Photo 13



Photo 14



Photo 15

The remaining photographs are of the track layout and rolling stock.



Photo 16



Photo 17



Photo 18



Photo 19



Photo 20



Photo 21



Photo 22



Photo 23



Photo 24



Photo 25



Photo 26



Photo 27



Photo 28



Photo 29

Finally at about 5pm Derek and I decided to pack up and go home. I collected the chairs and trolley and took them to the car, then returned to collect the boats. It was fairly easy going downhill, but there was a steep climb from the bottom of the cutting up to the road (about 30 to 40 degrees) thus when I returned to that point with the boats in hand we decided to try the more gentle slope which a number of visitors appeared to have taken. Having trudged to the top of the slope we found that we could not exit directly onto the road and thus get back to the car! The only solution was to carry on and walk all along the path to the far end which exits onto Ambrose Lane. I then decide to leave Derek with the boats while I went and collected the car and returned to load up the models.

I was a nice day and enjoyable watching all the trains being driven around. It was quiet at first but by about 2.30pm it was heaving with people, many of them taking an interest in our boats and asking lots of questions. Their next open day meeting is scheduled for Saturday 7th September 2019 for which we have received an invitation. Why not come along I am certain that the children will enjoy themselves and you will be supporting our Club. Look forward to seeing you all there.

HEMEL HEMPSTEAD CLUB UP-DATE

We have now had a couple of sails this year, and one meeting. Although still a new club, we are gathering interest. We just did a display in Hemel with the council, at which we might have up to 6 new members interested in joining the club. Over the sails that have been done this year in Hemel, all have been well attended by their members, bringing new boats along to see, some have even come over to Luton for sailing! As always, many thanks to those that turn up to support Hemel from Luton, and a big thanks to Brian for supplying a gazebo. Our sailing times at Hemel are not restricted to when Luton can turn up, and we are encouraging them to turn up when they want to sail.

It was also nice to see Tony Dalton actually get the correct venue this year. Last year he watched the vintage buses up the other end of the Water Gardens! As usual, there was lots of advice from the more experienced members to the general public about the boats, and at the June sailing, we had a surprise visit from the mayor and several councillors. Now we have a chairman, Mike Dowsett, who has one job, and that is to talk to these bigwigs and have his photo taken with them. One job, not hard is it!!! He has managed to avoid it every single time it's happened!!!!

The type of boats sailed is getting more varied as well; there have been big tugs, corvettes, fishing boats and a little mamod steam boat. No yachts yet, but we live in hope! At this last day out, we may have found a gentleman interested in taking over the running of the Hemel club, as we have 1 year left to cover their insurance. This would be a major step forward for them as well.

Club Secretary.

HEMEL MBC FIRST MEETING OF 2019

Decided to make an effort and visit Hemel Hempstead water gardens for the first meeting of 2019. A good number of members and visitors turned up, including many people passing by and stopping to admire the boats on display and those sailing on the water.



Pete Rigging his Yacht



Nice Tug



Why are these people ignoring our boats



All the Model Sailors Standing in a Line?



All this Concentration!



Pete still rigging his Yacht



Mikes Fairey Huntsman 31



Fire Boat – Which does Squirt Water



Fire Boat on the Water



This Boat has come from Liverpool



Graham playing around with Amanda



Pete's Boat is now on the Water, sorry Pete it's time to go Home

STEVENAGE LIFE BOAT DAY 2019

A last minute decision to dash over to Stevenage for the Life Boat Day early on Sunday morning 2nd June. Plenty of people were in attendance by the time I arrived with the IC power boats racing around. Took a number of photographs to give readers an idea as to the types of boats being sailed, some requiring the help of the rescue boat whose outboard motor decided to stop working – oars to the ready!!



US Army Amphibious Craft



Guided Missile Destroyer in Dock



Air/Sea Rescue Launch



Fairey Huntsman 31



Life Boat Sales Stand



BL***Y Model Boats – I want to go Home



A Range of Life Boat Models



Britannia



Nice Paddle Steamer



Nice Galleon Diorama



The Fountain in all its Splendour



The Inner Workings of two IC Speed Boats



Joe Having a Rest!



L&DMBC Members



Pete Carmen's Repair Centre



Nixon's Lost his Propeller – in the lake?



IC Boat at Speed



Nixon's Boat is Up-Side Down



Rescue Boat Broken - Needs Some Help!