










CHEF BASE

ZCB60-52



PRODUCT FEATURES

-  Digital temperature control features a digital display to make monitoring interior temperatures a breeze. This unit also comes with an auto-defrost function.
-  Foamed-in-place insulation keeps the interior cold and adds structural strength.
-  Stainless steel Interior with rounded corner for easy cleaning. Meet and exceed sanitation standards.
-  Durable and high weight bearing rails for drawers.
-  Heavy-duty 4" casters with brakes are included providing the unit with convenient mobility, making cleaning and servicing a breeze! Just roll the unit away from the wall.
-  Ergonomic and modern recess door handles.
-  Removable Drawer Gaskets, each drawer gasket is removable for easy cleaning and maintenance.

TECHNICAL SPECIFICATIONS

Voltage/Frequency 220 V/50HZ
 Refrigerant R290/2.29oz
 Type of Defrost Automatic
 Interior Material 304/201 Stainless Steel
 Exterior Material 304/201 Stainless Steel
 Total Current 2.088A
 Climatic Category 4-5
 Nema Config. NEMA5-15P
 Compressor Power (HP) 1/5

TEMPERATURE RANGE (F°)	EXTERNAL DIMENSION WXDxH (INCHES)	PACKAGING DIMENSION WXDxH (INCHES)	PRODUCT NET WEIGHT	DRAWERS	40 HQ CONTAINER CERTIFICATION
33~38°F	60x32 1/4"x26 5/8"	54 1/8"x34 1/4"x29 1/8"	246 lbs	2	45

HIGH QUALITY STAINLESS STEEL & ROBUST DESIGN

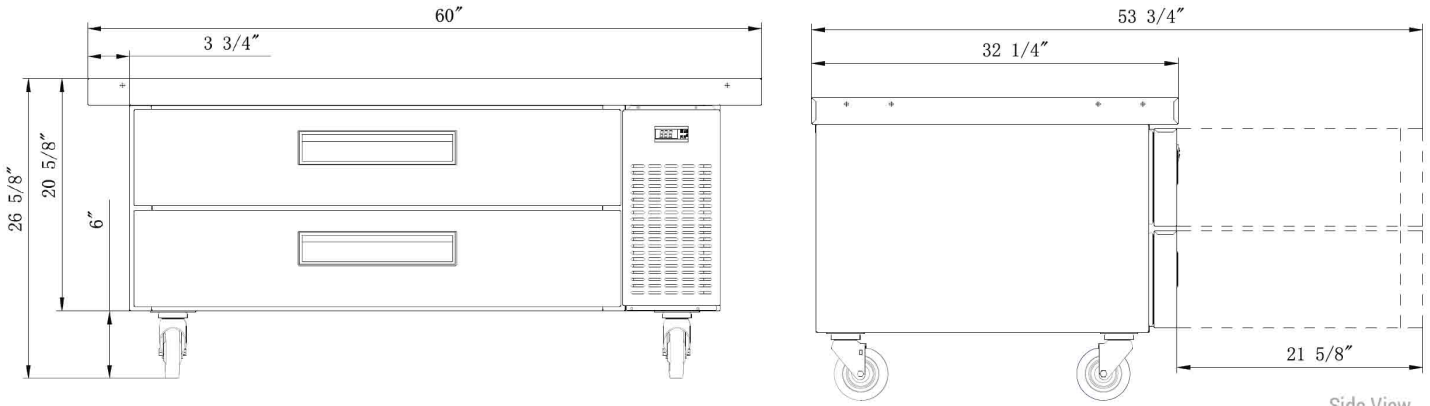


Los Angeles | San Francisco | Dallas
 Houston | Florida | Chicago | New Jersey

 +1(708) 590-9543
 info@zuilex.com
 www.zuilex.com

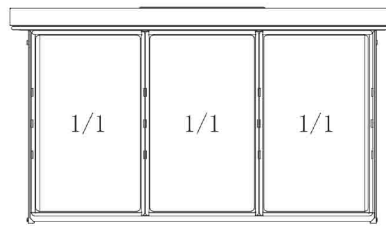
DETAILS & SPECIFICATIONS

ZCB60-52

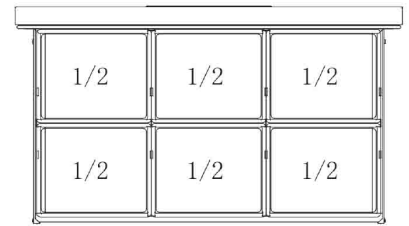


Side View

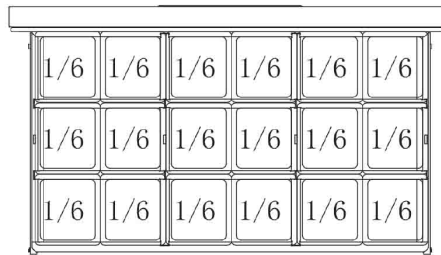
Rated Voltage	220 V
Rated Frequency	50Hz
Total Input Power	200W
Total Current	2.088A
Climatic Category	4-5
Protection Type	I
Design Pressure High Side	300 PIG
Design Pressure Low Side	150 PIG
Insulation Blowing Gas	C-Pentane
Net Weight	246 lbs
Nema Config.	NEMA5-15P
Temperature Range	33~38°F
Heating Power	236.9W
40 HQ Container Certification	45
Refrigerant	R290/2.29oz
1/6 Pan Count	18
Compressor Power (HP)	1/5



FULL PANS



HALF PANS



SIXTH PANS

Pan Layout



Los Angeles | San Francisco | Dallas
Houston | Florida | Chicago | New Jersey

+1(708) 590-9543

info@zuilex.com

www.zuilex.com